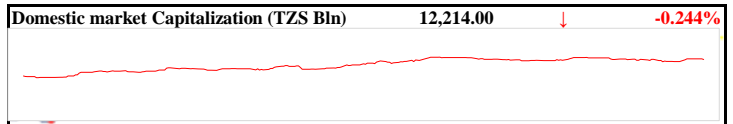
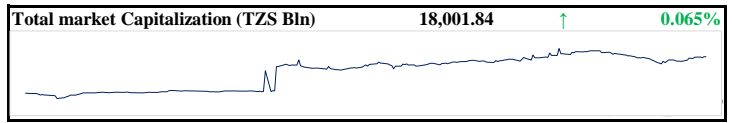
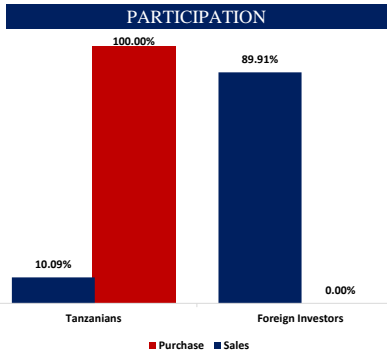


DAILY MARKET REPORT ~ DAR ES SALAAM STOCK EXCHANGE
9-Jan-25

Market turnover ~ TZS Mln	+27.7% 542.459
Volume traded	822,903
Net foreign outflow~ TZS Mln	(487.72)



Graphs shows movement of capitalization Year to Date



GAINERS & LOSERS	PRICE	%Δ	1M	YTD
CRDB Bank Plc	660	-1.49%	-1.49%	-1.49%
AFRIPRISE	215	-2.27%	0.00%	0.00%
DCB Commercial Bank P	135	-3.57%	0.00%	0.00%
Swissport Tanzania Plc	1000	-5.66%	-9.09%	-9.09%

MOVERS	TICKER	PRICE (TZS)	VOLUME	TURNOVER (TZS)	% YTD
CRDB Bank Plc	CRDB	660	752,239	496.8 Mln	-1.49%
Tanzania Portland Cement Plc	TPCC	3,600	3,720	13.5 Mln	0.00%
NMB Bank Plc	NMB	5,350	2,144	11.6 Mln	0.00%
National Investment Company Ltd	NICO	650	17,654	11.4 Mln	1.56%
DCB Commercial Bank Plc	DCB	135	38,798	5.2 Mln	0.00%

MARKET INDICES	Point	Change (Pts)	%	1M	YTD
DSEI	2,155.74	+1.40	0.065%	+0.75%	0.75%
TSI	4,607.99	-11.25	-0.244%	-0.23%	-0.23%
Industrial and Allied	5,044.80	0.00	0.000%	0.00%	0.00%
Banking & Investment	5,752.63	-34.53	-0.597%	-0.54%	-0.54%
Commercial services	2,134.27	-2.53	-0.118%	-0.20%	-0.20%

FIXED INCOME MARKET

Transaction Value (TZS Bln)	1.1378	Deals	4				
Face Value (TZS Bln)	1.1000						
Issuer	Coupon	Term	Deals	Face value	Turnover	Av.Price	Av.YTM
Government	12.56%	25	2	0.2000	0.1998	99.89%	12.57%
Government	15.49%	20	1	0.8000	0.8330	104.13%	14.78%
Government	15.95%	25	1	0.1000	0.1050	105.00%	15.15%